



Artfully Created. Purposefully Curated. Simplicity by Design.

It all starts with a feeling. From there, we take that idea and create an assortment of beautifully crafted mosaic and tile elements that tell a story. While each of our collections are unique, they all speak to the character of home. From our Arctic Whisper to Shadow Mill, our collections are versatile, bringing a sense of cohesion and personality to any room. Explore each collection to find the best expression for your home.



Arctic Whisper COLLECTION

Inspired by simplicity and versatility, our Arctic Whisper collection can translate effortlessly into all sorts of styled living quarters. Whether your abode is a contemporary chic loft, modern farmhouse, beach cottage, or a classic Americana home, this assortment of crisp white and cool grey tiles can pull together a room's design details to make an exquisite statement.




Field Tile, Mouldings, & Finishing Pieces



53201 - Hail | Field - 3" x 6"



53202 - Hail | Beveled Field - 3" x 6"



53203 - Hail | Field - 3" x 12"



53205 - Hail | Crown



53204 - Hail | Dome

53209 - Hail | Curbside Trim



53206 - Hail | Single Bullnose



53207 - Hail | Double Bullnose

- 1. Field Tile:** Consistently sized tiles used to cover medium to large installation areas such as: backsplashes or feature walls. Popular field tile patterns include: stacked, offset, brick, and herringbone.
- 2. Crown Moulding:** Also known as a "Cap," or an "Ogee," is a decorative moulding piece that is often used to finish the edges of a tile run, act as a transition piece between tile elements, or frame elements within an installation area for a stylized design.
- 3. Dome Moulding:** Also known as a "Pencil Moulding," a dome is often used as a transition piece between tile elements, or to finish the edge of an installation of field tiles or mosaics.
- 4. Single & Double Bullnose:** Is used for finishing the top of an area or turning direction and has a convex radius on one side (Single Bullnose), or two adjacent sides (Double Bullnose).
- 5. Curbside Trim:** Is a standalone convex edge of a bullnose and serves as a great option to add a "Bullnose" edge on both flat and beveled field tiles. A curbside trim is a great alternative to a traditional installation that may call for a single or double bullnose.

Mosaic Elements



✚ 53104 - Polar Cove Mosaic - 11" x 11^{1/4}"



53101 - Brisk Stroll Mosaic - 9^{5/8}" x 11^{3/4}"



53102 - Frigid Falls Mosaic - 11^{3/4}" x 11^{7/8}"



53103 - Ice Block Mosaic - 11^{3/4}" x 11^{3/4}"



Mohave Canyon COLLECTION

With light sand, bone, and other desert hues, this selection of tile offers a warm touch to your kitchen, bathroom, and other dwelling spaces. The Mohave Canyon collection has an array of inviting pieces that can play into all sorts of design styles, whether it's sleek and contemporary, mid-century mod, traditional and elegant, shabby chic, or even tropical.




Field Tile, Mouldings, & Finishing Pieces



53116 - Bone | Field - 3" x 6"



53302 - Bone | Beveled Field - 3" x 6"



53303 - Bone | Field - 3" x 12"



53305 - Bone | Crown



53304 - Bone | Dome



53306 - Bone | Single Bullnose



53307 - Bone | Double Bullnose

- 1. Field Tile:** Consistently sized tiles used to cover medium to large installation areas such as: backsplashes or feature walls. Popular field tile patterns include: stacked, offset, brick, and herringbone.
- 2. Crown Moulding:** Also known as a "Cap," or an "Ogee," is a decorative moulding piece that is often used to finish the edges of a tile run, act as a transition piece between tile elements, or frame elements within an installation area for a stylized design.
- 3. Dome Moulding:** Also known as a "Pencil Moulding," a dome is often used as a transition piece between tile elements, or to finish the edge of an installation of field tiles or mosaics.
- 4. Single & Double Bullnose:** Is used for finishing the top of an area or turning direction and has a convex radius on one side (Single Bullnose), or two adjacent sides (Double Bullnose).
- 5. Curbside Trim:** Is a standalone convex edge of a bullnose and serves as a great option to add a "Bullnose" edge on both flat and beveled field tiles. A curbside trim is a great alternative to a traditional installation that may call for a single or double bullnose.

Mosaic Elements



53111 - Hot Springs Mosaic - 12 1/4" x 11 1/2"



53105 - Bedrock Mosaic - 12" x 12"



✦ 53106 - Harmonic Trail Mosaic - 11 3/4" x 11 1/4"



53107 - Riverbend Mosaic - 11 3/4" x 11 3/4"




Shadow Mill COLLECTION

Mixing grey tinted neutrals with soft and rich brown tones, our Shadow Mill collection adds a cool, yet subtle contrast to your home. It features a variety of pieces with clean lines, geometric patterns, and detailed weaves that can be styled as an interesting accent wall or a crisp, minimal backdrop for your favorite decor.



Field Tile, Mouldings, & Finishing Pieces



53401 - Rainfall | Field - 3" x 6"



53402 - Rainfall | Beveled Field - 3" x 6"



53403 - Rainfall | Field - 3" x 12"




53405 - Rainfall | Crown



53404 - Rainfall | Dome



53409 - Rainfall | Curbside Trim



53406 - Rainfall | Single Bullnose



53407 - Rainfall | Double Bullnose

- 1. Field Tile:** Consistently sized tiles used to cover medium to large installation areas such as: backsplashes or feature walls. Popular field tile patterns include: stacked, offset brick, and herringbone.
- 2. Crown Moulding:** Also known as a "Cap," or an "Ogee," is a decorative moulding piece that is often used to finish the edges of a tile run, act as a transition piece between tile elements, or frame elements within an installation area for a stylized design.
- 3. Dome Moulding:** Also known as a "Pencil Moulding," a dome is often used as a transition piece between tile elements, or to finish the edge of an installation of field tiles or mosaics.
- 4. Single & Double Bullnose:** Is used for finishing the top of an area or turning direction and has a convex radius on one side (Single Bullnose), or two adjacent sides (Double Bullnose).
- 5. Curbside Trim:** Is a standalone convex edge of a bullnose and serves as a great option to add a "Bullnose" edge on both flat and beveled field tiles. A curbside trim is a great alternative to a traditional installation that may call for a single or double bullnose.

Mosaic Elements



+ 53112 - Discovery Dunes Mosaic - 12" x 11¹/₂"



53110 - Winter Wheat Mosaic - 11³/₄" x 11⁷/₈"



53108 - Mystic Valley Mosaic - 11³/₄" x 11⁵/₈"




53109 - Mason Weave Mosaic - 12" x 12"



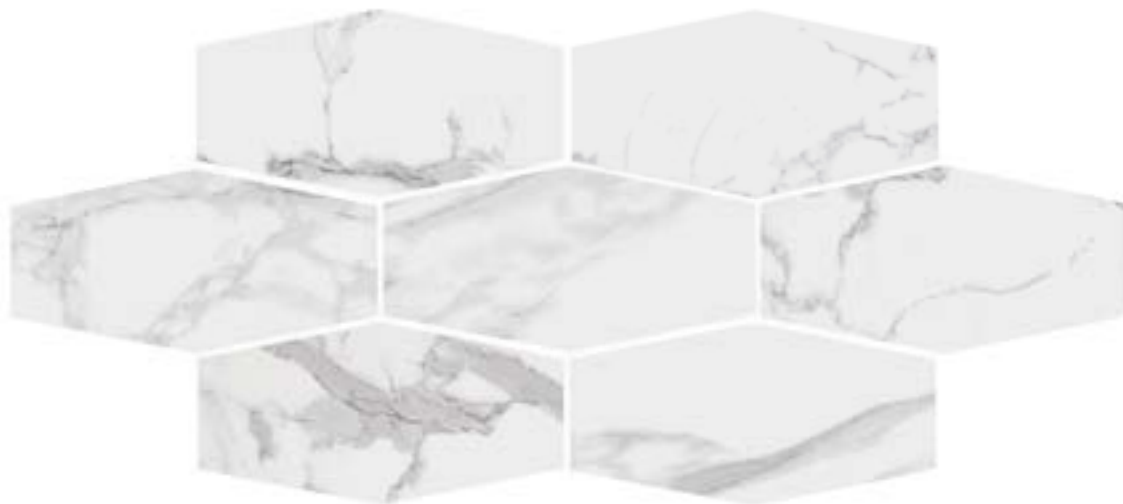
Porcelain HEXAGON

Timeless Charm. First
Class Durability.

Designed to be the perfect compliment to our mosaic and field tile collections, our porcelain hexagons are a great solution for installs requiring larger product coverage. Their unique elongated hexagon shape adds an undefinable level of character and appeal. Each tile is constructed of No. 1 grade porcelain, which means, in addition to its timeless charm – they are ready for the long haul.



✦ 53410 - Arctic Stone - 9 1/2" x 19 1/4"
(Coverage per piece is 1.0125 Sqft.)





Porcelain HEXAGON

Timeless Charm. First
Class Durability.

Designed to be the perfect compliment to our mosaic and field tile collections our porcelain hexagons are a great solution for installs requiring larger product coverage. Their unique elongated hexagon shape adds an undefinable level of character and appeal. Each tile is constructed of No. 1 grade porcelain, which means, in addition to its timeless charm – they are ready for the long haul.



+ 53411 - Mohave Stone - 9 1/2" x 19 1/4"
(Coverage per piece is 1.0125 Sqft.)





Porcelain HEXAGON

Timeless Charm. First
Class Durability.

Designed to be the perfect compliment to our mosaic and field tile collections our porcelain hexagons are a great solution for installs requiring larger product coverage. Their unique elongated hexagon shape adds an undefinable level of character and appeal. Each tile is constructed of No. 1 grade porcelain, which means, in addition to its timeless charm – they are ready for the long haul.



+ 53412 - Shadow Stone - 9 1/2" x 19 1/4"
(Coverage per piece is 1.0125 Sqft.)







888-265-4525

WWW.ACMEBRICKTILEANDSTONE.COM